




Support Worker help sheet to assess the possibility of assistive technology use

Reviewing the environment your client might be able to benefit from assistive technologies and then review their options

Environment or task	Low Level Assistive Technology	
Bathroom - bathing or showering	<ul style="list-style-type: none"> Long handled sponge Long handled toe washer Long handled lotion applicator Long handled nail scissors 	
Bedroom - dressing	<ul style="list-style-type: none"> Helping hand/grabber/handreacher Dressing stick Sock aid Long handled shoehorn Button hook Zip pull/puller 	
Kitchen - meal preparation	<ul style="list-style-type: none"> Jar/Bottle/Can Opener Tap turner Kettle Tipper 	

Check out more information at: keepable.com.au